

use your pessaries the right way

正确使用阴道药栓




- 1 Wash your hands with soap and water before using the pessary.
请用肥皂与清水洗手。



- 2 Remove the wrapper from the pessary.
把包装纸拆开，取出药栓。



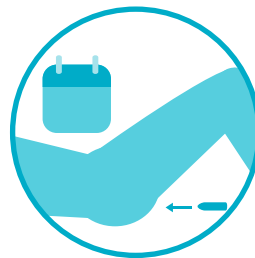
- 3 Lie down and insert the pessary, tapered end first, into the vagina. Push gently but firmly high into the vagina.
躺在床上把药栓尖端塞入阴道，然后轻力把它推进去。



- 4 If two pessaries have been prescribed, do the same with the second one.
配方有两种或两服时，第二种或第二服的用法和第一或第一服的一样。




- 5 Wash your hands with water and soap after each insertion.
把药栓塞入后，请用清水与肥皂洗手。



- 6 Continue using the pessary even during the menstrual period.
行经期间继续使用。



- 7 Avoid sexual intercourse during the period of treatment.
治疗期间避免行房。



- 8 You may wish to wear a sanitary napkin to prevent this medication from staining your clothes.
为避免沾污衣服，您可以使用卫生巾。